



# AZTRANSFER PARTNERSHIP REPORT

2016-2017 ACADEMIC YEAR | PREPARED FOR ARIZONA WESTERN COLLEGE BY AZTRANSFER



2017

# AZTRANSFER & AWC PARTNERSHIP REPORT 2016-2017

## CONTENTS

---

ABOUT THIS REPORT .....	4
MEMBERSHIP .....	6
ARTICULATION TASK FORCES .....	8
DATA REPORTING .....	10
COURSE EVALUATION .....	12
CURRICULUM APPROVAL & FORM ROUTING .....	14
SUMMIT .....	16
MARKETING & OUTREACH .....	18
PUBLICATIONS & RESOURCES .....	20
CONTACTS .....	22



+





ARIZONA

Phoenix  
PIA PHX  
Sun City Peoria  
Glendale Tempe Mesa  
Buckeye Guadalupe

Tucson  
TUS  
South Tucson

Flagstaff

San Luis Rio Colorado

Organ Pipe Cactus National Monument

Saguaro National Park West

Wupatki National Monument

Painted Desert

Grand Canyon

Bullhead City

Yuma

Coahuila

Desierto de Altar

San Luis Rio Colorado

Coahuila

Desierto de Altar

# ABOUT THIS REPORT

## A MESSAGE FROM KELLY ROBLES, AZTRANSFER EXECUTIVE DIRECTOR

AZTransfer supports Arizona's public postsecondary institutions in their endeavors to increase degree attainment through community college to university transfer. AZTransfer develops processes and resources to help institutions achieve transfer goals and ensure the continued success of the Arizona Transfer System.

AZTransfer member institutions are each as unique as the communities they serve, and AZTransfer takes pride in tailoring our services to meet individual needs. This annual partnership report identifies, summarizes, and archives the key contributions made to your institution by AZTransfer staff, with the support of all AZTransfer institutions, in the 2016-2017 academic year.



Kelly Robles  
Executive Director





# MEMBERSHIP

AZTransfer's organizational structure is built around multi-institutional collaboration throughout all of our committees and workgroups. By bringing all 15 higher education institutions together, AZTransfer is well-positioned to implement meaningful change to positively impact the student transfer experience. These committees represent a variety of educational interests including strategic planning, academic advising, admissions/records, curriculum planning, and data and evaluation.

AZTransfer is organized into several key bodies including a Steering Committee, AZTransfer Facilitators, and Articulation Task Force (ATF) faculty/staff representatives. These groups are the collective membership of each of our 15 higher education institutions in Arizona. It is a point of pride for AZTransfer that each of our 50+ committees has at least one representative from our participating institutions. This in-kind commitment of time and effort is made voluntarily by each school and is a testament to the value they place on the work that we do.

## 2016-2017 MEMBERSHIP NUMBERS

TYPE OF MEMBER / CONTACT	AWC	ALL INSTITUTIONS
Total Number of AZTransfer Members	70	1,751
ATF Faculty	50	1,290
ASSIST	5	84
Academic Advising ATF	1	75
Admissions & Records ATF	4	64
General Education ATF	3	39
Communities of Interest	13	158
15 or More Years of Service to AZTransfer	6	148



aztransfer



ARIZONA WESTERN COLLEGE



# ARTICULATION TASK FORCES

AZTransfer manages 41 discipline specific Articulation Task Forces (ATFs) comprised of over 1,700 individual participants who meet annually. ATFs consist of faculty members appointed by their institution to represent both the institution and their specific academic discipline(s). ATFs serve as a forum for public community colleges and universities to cooperatively exchange articulation information in a timely manner in order to actively participate in the implementation of the Arizona Transfer System.

Below is a summary of institutional participation in the Articulation Task Forces for the 2016-2017 academic year identifying facilitators, chairs, and hosts for given disciplines.

## PARTICIPATION PROFILE

**ATTENDED:** 38      **ABSENT:** 2      **NO PROGRAM:** 4

## FACILITATED MEETINGS

Institutions designate an ATF Facilitator who has responsibilities institutionally and statewide for managing the operational procedures supporting transfer articulation in Arizona. Facilitators provide oversight and coordination of processes and procedures related to ongoing maintenance of course equivalencies and transfer tools. Facilitators ensure faculty and staff are familiar with the Arizona Transfer System.

### AWC FACILITATED MEETINGS

DISCIPLINE	FACILITATOR
Allied Health / Health Professions	Elaine Groggett
Anthropology	Elaine Groggett
Music	Elaine Groggett

## CHAired MEETINGS

Faculty from each institution voluntarily chair ATF meetings each academic year. Responsibilities of the chair include communicating meeting information and agenda to ATF members, coordinating and leading discussion of business items, and working with the assigned AZTransfer Facilitator to ensure accuracy and appropriate meeting documentation.

### AWC CHAired MEETINGS

DISCIPLINE	CHAIR NAME
Education	Patricia Powers
Mathematics	Dahwei Chang

## HOSTED MEETINGS

Institutions voluntarily host ATF meetings each academic year. Responsibilities of hosts include scheduling rooms, setting up teleconference equipment, providing refreshments/lunch, communicating signage and parking details, recommending lodging for traveling faculty, and making special accommodations when applicable.

### AWC HOSTED MEETINGS : NONE



# DATA REPORTING

AZTransfer prepares approved reports and supplies ad hoc data to the institutions related to transfer students and their enrollment at the colleges and universities, utilizing the Arizona State System for Information on Student Transfer (ASSIST). In addition to reports regularly made available to each institution via a web portal, AZTransfer is asked by individual institutions to provide institution specific data to meet grant requirements. This includes data on outcomes of Reverse Transfer students, data for the Western Alliance to Expand Student Opportunities grant project to analyze student course progression, and data on student transfers in STEM programs.

ASSIST is a relational database containing enrollment and degree information on students attending Arizona's public universities and community college districts. The public universities and colleges submit prescribed data files to AZTransfer, each containing data about students enrolled at their institution and degrees received. Using an eight-step algorithm, AZTransfer processes the submitted students to determine the ASSIST student identification number and adds the data to the database, thus providing the institutions with the capability to track their students as they attend institutions around the state without identifying the specific student. The ASSIST Steering Committee oversees ASSIST usage. Each institution appoints a Data Contact who is responsible for submitting the prescribed data files.

## DATA PROCESSED 2016-2017

TYPE OF DATA	AWC	ALL INSTITUTIONS
Number of Files Loaded Into ASSIST	3	134
Number of Records (Student Enrollments and Degrees Loaded Into ASSIST)	65,864	5,816,648
Number of Students Processed for ASSIST Student ID Number	13,482	773,508
Number of Revised Files Loaded to Replace ASSIST Data	0	6
Number of Revised Records (Students) Loaded to Replace ASSIST Data	0	154,820

## STANDARD REPORTS

The first goal of ASSIST is to provide information to assess the effectiveness of Arizona's general education curriculum and transfer model. AZTransfer prepares several reports throughout the year for each institution that report on the number of the institution's students that transferred to the universities, and the number of their transfer students that received baccalaureate degrees. These reports are distributed by AZTransfer to both the ASSIST and AZTransfer Steering Committees. The information in ASSIST is also available to participating institutions directly, so that institutions may produce reports that meet their specific need.

## STANDARD REPORTS 2016-2017

TYPE OF DATA	AWC	ALL INSTITUTIONS
New Transfers by Ethnicity, Gender, Age Group, Entry Transfer Hours, Discipline, Academic Preparation	2	36
Baccalaureate Degree Recipients by Ethnicity, Gender, Age Group, Entry Transfer Hours, Discipline, Academic Preparation	2	36

## OTHER REPORTS & PROJECTS

In addition to standard reporting, AZTransfer prepares reports requested by the ASSIST Steering Committee, such as when all institutions are asked to prepare a report for an external entity or when a new report is requested. AZTransfer will access ASSIST on behalf of the individual institutions and prepare the same report for each institution. Examples of this type of reporting completed in 2016-2017 include a comparison of the performance of new transfers in their junior year to the junior year performance of new freshman, the reporting of performance in subsequent courses at the universities in the same discipline as the community college course, and a report of baccalaureate degree recipients with any Arizona community college credits.

### OTHER REPORTS 2016-2017

TYPE OF DATA	AWC	ALL INSTITUTIONS
ABOR Enterprise Metrics: New Transfers, Baccalaureate Degree Recipients, Four-Year Graduation Rate	0	6
Enterprise Metrics: Four-Year Graduation Rate by CC Transfers	1	23
NHE Transfer Rate: General Cohort, Transfer Intent Cohort, Transfer Behavior Cohort, Three-Year, Four-Year, Five-Year and Six-Year Transfer Rate	2	34
New to Higher Ed Cohorts: Number of Students in Cohorts	2,990	62,094
New Transfer Graduation Rate: New Transfers' Three-Year, Four-Year, and Six-Year Graduation Rates by Ethnicity, Gender, Age Group, Entry Transfer Hours	1	23
Baccalaureate Degree Recipients with any AZCC Transfer Hours: Transfer Hours at Graduation	1	23
Course Progression: Performance in University Courses in Same Discipline as Community College SUN Course	1	19
Institution Comparison: For Standard New Transfer and Baccalaureate Degree Recipients Reports, Totals for Individual Rural/Urban Institutions	1	19
Junior Year GPA Comparison: New Transfers, New Freshman, Other Transfers	1	23
New Transfers' First Year Performance: Cumulative GPA, Credit Hours Earned, Persistence	1	23

# COURSE EVALUATION

The Arizona Course Equivalency Tracking System (ACETS) is a web-based application that tracks course equivalency decisions, including SUN courses, as the courses move through the statewide evaluation and articulation process. ACETS supports all decision-making required to establish equivalencies in Arizona beginning with the initial request for an equivalency evaluation and ending with the creation of a report to be used by Arizona university encoders. ACETS tracks the timeframe for course equivalency from source institution to target institution and triggers a report to target institutions when timelines are outside normal boundaries. A target school records its decision in ACETS within 45 days and encodes it within 15 days. Institutions can check recent information activity by querying the database.




## SUMMARY BY FORM TYPE

### NUMBER OF FORMS SUBMITTED BY AWC 2016-2017

FORM NAME	NUMBER
New Course Form	25
Modified Course Form	38
Editorial Change Form	0
Course Deletion Form	27
Data Cleanup Form	0
CEG Cleanup Form	0
Exam Change Form	0
SUN Action Form	11

## ACETS EQUIVALENCY COMPLETION REPORT

### TOTAL AWC SUBMISSIONS: 101

 ARIZONA STATE UNIVERSITY		 NORTHERN ARIZONA UNIVERSITY		 ARIZONA	
Direct Equivalency	27	Direct Equivalency	9	Direct Equivalency	17
Departmental Elective	13	Departmental Elective	163	Departmental Elective	147
Elective Credit	8	Elective Credit	12	Elective Credit	5
Not Transferrable	24	Not Transferrable	1	Not Transferrable	14
Pending	2	Pending	0	Pending	6





# CURRICULUM APPROVAL & FORM ROUTING

The Academic Curriculum Review and Evaluation System (ACRES) is available for Arizona institutions to use for their formal internal curriculum review and evaluation process. Curriculum approved through ACRES can be submitted directly to ACETS with a single click. Other institutional processes can also be deployed in ACRES such as Program Approval forms, Institutional Degree/Certificate forms, Employee Development and more.

## ACRES NUMBERS REPORT

The total number of forms for AWC is 3,027, including archives.

### FORMS PROCESSED THROUGH ACADEMIC YEAR 2016-2017

FORM NAME	NUMBER
2018 Writing Intensive Course Checklist	53
Credit by Examination	46
Deletion of Course or Program	362
General Course Form	1,341
General Education (GE) Course Form	14
General Program Form	367
Group Minor Modification	17



+





# AZTRANSFER SUMMIT

The AZTransfer Summit is a conference for faculty and transfer professionals in Arizona public postsecondary education to convene and network, share best practices, explore trends in transfer, and learn more about the Arizona Transfer System. The fourth annual Summit was held April 13-14, 2017 at the WeKoPa Resort in Scottsdale, AZ. The conference theme, Higher Degrees in Our Forecast, focused on the ways the Arizona Transfer System and activities of its member institutions contribute to increasing degree completion in Arizona.

## SUMMIT ATTENDANCE

TOTAL ATTENDANCE: 276

ATTENDEES FROM AWC: 33

## TRANSFER ADVOCATE AWARD WINNER: MARTHA CORDOVA



Martha Cordova, Director of Transfer Services at Arizona Western College, was honored with the AZTransfer Advocate Award for outstanding service. The award was presented at the 2017 AZTransfer Summit.

The AZTransfer Advocate Award is given by the AZTransfer Steering Committee and recognizes individual efforts that contribute to the success of the Arizona Transfer System.





# MARKETING & OUTREACH

Part of AZTransfer's marketing and communications plan includes participation in college fairs, transfer fairs, and conferences that connect AZTransfer with students, families, counselors, advisors, and educational professionals statewide. Below is a summary of AZTransfer's participation in these events in your region and in events that serve the entire state.

## SUMMER 2016

### WORKSHOP

AZTransfer Workshop for Admissions and Recruitment Professionals

**AWC Participants: 4**



*In July 2016, AZTransfer hosted a workshop for Arizona admissions and recruitment professionals that was attended by 47 representatives from across the state.*

## FALL 2016

### YUMA COUNTY HIGH SCHOOL VISITS

Antelope Union High School  
Yuma County College and Career Fair

### REGIONAL COLLEGE FAIRS

Northern Arizona Regional College Night  
Phoenix NACAC College Fair  
Tucson College Night

### TRANSFER FAIRS

Arizona Western College  
Arizona Western College-Family Night

### STATE AND REGIONAL CONFERENCES

Arizona ACT Conference

## SPRING 2017

### REGIONAL COLLEGE FAIRS

Phoenix RMACAC  
Tucson RMACAC

### STATE AND REGIONAL CONFERENCES

Arizona School Counselors Association  
Annual Conference

### TRANSFER FAIRS

Arizona Western College Transfer Fair

## DISTRIBUTION OF MARKETING MATERIALS

AZTransfer provides marketing collateral and promotional items to each member institution by request. The materials are used in orientation packets, during advising sessions, as a compliment to recruitment and outreach efforts, and more. A description of marketing collateral is included on the next page.

To request materials, please contact the AZTransfer Marketing & Communications department (see contacts page).



# PUBLICATIONS & RESOURCES

AZTransfer produces several annual publications designed with several different audiences in mind. Below is a list of the publications produced in 2016-2017.

## MARKETING COLLATERAL



### BROCHURE


This brochure explains the many tools and resources on AZTransfer.com that support successful transfer in Arizona.

AUDIENCE: High school students, community college students, parents, counselors, advisors.

### AGEC REFERENCE CARD

This card provides an overview of the components of the Arizona General Education Curriculum and its benefits.

AUDIENCE: High school students, community college students, parents, counselors, advisors.



## REPORTS & MANUALS



### JLBC REPORT

In accordance with ARS 15-1824, AZTransfer prepares this annual report to the Joint Legislative Budget Committee on the progress toward improving articulation and transfer in Arizona. This report is published and distributed to stakeholders statewide in December. It is available in print and online.

**Arizona Statewide BACCALAUREATE DEGREE RECIPIENTS WHO ENTERED AS NEW TRANSFERS FROM AZ COMMUNITY COLLEGES\***  
Demographic Characteristics and Transfer Hours at Entry

Characteristic	2008-09	2009-10	2010-11	2011-12	2012-13	2013-14	2014-15	Five Year % Change
<b>Total AZCC Bacc Degree Recipients</b>	6,999	6,876	6,872	5,237	7,414	7,819	7,819	17.2%
<b>Ethnicity</b>								
Hispanic American	204	202	205	309	294	329	329	61.3%
American Indian	143	158	196	223	221	240	240	67.8%
Asian	236	253	304	398	327	324	324	41.1%
Pacific Islander**	1	3	6	29	27	29	29	300.0%
Hispanic	1,234	1,248	1,422	1,918	1,822	1,721	1,721	39.9%
White	4,090	4,225	4,371	4,349	4,716	4,988	4,988	19.3%
International	82	70	81	103	84	88	88	7.3%
Unknown	427	301	228	141	119	74	74	-82.7%
Total Minority	1,916	1,904	2,193	2,349	2,491	2,553	2,553	48.9%
<b>Gender</b>								
Female	3,660	3,620	3,759	3,331	4,055	4,167	4,167	13.9%
Male	2,733	2,680	3,113	3,206	3,359	3,346	3,346	22.4%
<b>Age Group</b>								
less than 20	410	420	444	450	513	444	444	8.2%
20-24	3,520	3,565	4,010	4,364	4,267	4,158	4,158	4.8%
25-29	1,040	1,113	1,198	1,288	1,379	1,435	1,435	38.1%
30 or older	1,023	1,080	1,222	1,342	1,435	1,558	1,558	52.1%
<b>AZCC Transfer Hours at Entry***</b>								
12 to 23 hours	541	462	543	533	496	443	443	-18.7%
24 to 34 hours	583	594	631	634	540	540	540	-7.4%
35 to 59 hours	2,377	2,316	2,281	2,287	2,326	2,161	2,161	-7.7%
60 or more hours	2,492	3,000	3,330	3,603	3,951	4,335	4,335	60%

**NOTES**

- \* Students with 12 or more AZCC credits who entered an Arizona university as new transfers in a fall or spring semester.
- \*\* Student Ethnicity of Pacific Islander was not reported as a separate category prior to 2011-12.
- \*\*\* Students may have additional transfer hours from other 2-year or 4-year postsecondary institutions.

Academic year includes summer, fall and spring semesters.

**SOURCE**  
ASSIST Data Warehouse, January 2015

### ASSIST REPORTS

ASSIST produces four standard reports annually. These reports, available online, are:

- Arizona Statewide Transfer Student Profile Summary
- Baccalaureate Degree Recipients from Arizona Community Colleges
- New Transfers from Arizona Community Colleges
- AZTransfer Key Performance Indicators



### USER MANUALS

AZTransfer offers four user manuals: the ATF Handbook & Policy Manual, Website Users Manual, Technology Users Manual, and the ASSIST Users Manual. These manuals can be accessed online via the Faculty/Staff portal page.

# CONTACTS

The individuals listed below are key contacts for questions about AZTransfer.

---

## STEERING COMMITTEE

### Linda Elliott-Nelson

Vice President for Learning Services  
linda.elliott-nelson@azwestern.edu  
(928) 344-7516

## AZTRANSFER FACILITATOR

### Elaine Groggett

Director of Assessment, Program Review, Curriculum & Articulation  
elaine.groggett@azwestern.edu  
(928) 317-6043

## ASSIST STEERING COMMITTEE

### Mary Schaal

Dean of Institutional Effectiveness, Research & Grants  
mary.schaal@azwestern.edu  
(928) 344-7772

## AZTRANSFER STAFF

### Kelly Robles

Executive Director  
kelly@aztransfer.com  
(480) 731-8781

### Helena Babiski

Program Coordinator  
helena@aztransfer.com  
(480) 731-8780

## MARKETING & OUTREACH

### Erin Woodell

Director of Marketing & Communications  
erin@aztransfer.com  
(480) 731-8782

## TECHNOLOGY & ASSIST

### Rebecca McKay

Sr. Director of Technology & ASSIST  
rebecca@aztransfer.com  
(480) 731-8783

### Tracy Salter

Sr. ASSIST Data Analyst  
tracy@aztransfer.com  
(480) 731-8784



**aztransfer**

2411 W. 14TH STREET | TEMPE, AZ 85281 | [AZTRANSFER.COM](http://AZTRANSFER.COM) | [INFO@AZTRANSFER.COM](mailto:INFO@AZTRANSFER.COM)

 [@arizonatransfer](https://twitter.com/arizonatransfer)  [/aztransfer](https://facebook.com/aztransfer)